

Sinteso™ S-LINE

FDOOT241-9, FDOOT241-A, FDO241, FDT241

Automatic fire detectors



For the automatically addressed detector bus FDnet

- The ideal fire detector for every application
- Line separators for uninterrupted alarm function (FDOOT241-A, FDO241 and FDT241)
- Signal processing with **ASAtechnology™** (Advanced Signal Analysis)
- Event-controlled detection behavior
- Early and reliable detection when fires occur
- Highly developed immunity to deceptive phenomena
- FDO and FDOOT suitable for wind speeds of 1...20 m/s
- Prepared for future requirements thanks to its programmability

Features

- Resistant to environmental and interfering influences such as dust, fibers, insects, moisture, extreme temperatures, electromagnetic interference, corrosive vapors, vibration, artificial aerosols, and atypical fire phenomena
- Shock resistant, theft protection as an accessory
- Time and process-dependent detection behavior
- Proven immunity to faults in power electronics
- Protected electronics, high-quality components
- Sophisticated sensors and electronic monitoring
- Internal alarm indicator (IAI), 360° visibility, alignment not necessary
- Integrated line separator
- 'One-man' testing, commissioning, diagnostics, and maintenance
- Exchange the detector without resetting the parameters
- Exchange the detector without a ladder at heights up to 8 m

Ecological benefits

- Environmentally friendly processing
- Reusable materials
- Electronic parts and synthetic materials can be easily separated
- Environmentally friendly detector-testing without gas

Use

Multi-sensor fire detector FDOOT241-9



Multi-sensor fire detector consisting of:

- Point detector with additional heat sensors
- Detector dust cap to protect the point detector during the construction phase

Function

- Functions according to the scattered light principle with two sensors: Optical forward and backward scattering
- Opto-electronic measuring chamber: Obstructs disruptive extraneous light but can be relied upon to detect both light and dark smoke particles
- Two additional heat sensors increase the fire detector's immunity to deceptive phenomena.
- Can be set as a multi-sensor smoke detector, smoke detector, or heat detector by the software
- Selectable detection behavior thanks to application-specific ASA parameter sets
- Multi-protocol: Collective / GMT (Cerberus / Siemens) / SynoLINE300, FDnet

Use

- For early detection of flaming fires of solid and liquid substances as well as of smoldering fires
- For early and reliable fire detection in an environment with deceptive phenomena
- Can be used addressed, for the gradual modernization of: Collective/GMT/SynoLINE300 on Sinteso FDnet ¹

¹ FS20 compatibility in FDnet is assured subject to in-country FS20 software support.

Multi-sensor fire detector FDOOT241-A



Multi-sensor fire detector consisting of:

- Point detector with additional heat sensors
- Detector dust cap to protect the point detector during the construction phase

Function

- Functions according to the scattered light principle with two sensors: Optical forward and backward scattering
- Opto-electronic measuring chamber: Obstructs disruptive extraneous light but can be relied upon to detect both light and dark smoke particles
- Two additional heat sensors increase the fire detector's immunity to deceptive phenomena.
- Can be set as a multi-sensor smoke detector, smoke detector, or heat detector by the software
- Selectable detection behavior thanks to application-specific ASA parameter sets

Use

- For early detection of flaming fires of solid and liquid substances as well as of smoldering fires
- For early and reliable fire detection in an environment with deceptive phenomena
- Can be used addressed

Smoke detector FDO241



Smoke detector consisting of:

- Point detector
- Detector dust cap to protect the point detector during the construction phase

Function

- Functions according to the scattered light principle with two sensors: Optical forward scattering
- Opto-electronic measuring chamber: Obstructs disruptive extraneous light but can be relied upon to detect both light and dark smoke particles
- Selectable detection behavior thanks to application-specific ASA parameter sets

Use

- For early detection of flaming fires as well as smoldering fires
- Can be used addressed

Heat detector FDT241



Heat detector consisting of:

- Point detector
- Detector dust cap to protect the point detector during the construction phase

Function

- Two additional heat sensors increase the fire detector's immunity to deceptive phenomena.
- Measures the operating temperature and the temperature inside the detector housing so that temperature rise can be detected.
- Selectable detection behavior thanks to application-specific ASA parameter sets

Use

- For monitoring rooms in which rapid temperature rise is to be expected in the event of a fire or if optical detection is difficult
- Can be used addressed

Dummy detector FDX291



Use

- To cover bases that are left empty for prolonged periods of time


Type Overview

Type	Designation	Order no.	Weight [kg]
Point detector			
FDOOT241-9	Multi-sensor smoke detector	A5Q00004813	0,106
FDOOT241-A	Multi-sensor smoke detector	S54310-F13-A1	0.106
FDO241	Smoke detector	A5Q00004811	0,103
FDT241	Heat detector	A5Q00004812	0,086
Base adapter			
FDB241	Base adapter Sinteso (SIGMA/A+)	S54319-F13-A1	0.086
FDB251	Base adapter Sinteso (Interactive)	S54319-F28-A1	0,090
FDB281	Base adapter MS8/PMT	A5Q00004929	0.125
FDB299	Base adapter Sinteso (AlgoRex coll.)	S54319-F14-A1	0.086
Other accessories			
FDUD290	Removal tool for adapter	S54370-S13-A1	0.098
FDX291	Dummy detector	S54319-F2-A1	0.120
FDOOT241-9M	Migration kit	A5Q00015955	0.140



You will find more information about detector bases and accessories in document 007775.

Addressable detector base FDB221 / FDB221-AA




Function:

- Detector base with stilts for fire detectors with addressable signal processing
- 'Orange' connection terminals, 0.2...1.5 mm² conductor cross-section
- FDB221-AA also contains micro terminal DBZ1190-AA

Use:

- For recess-mounted cable entry
- For surface-mounted cable entry up to a cable diameter of 6 mm

Flat, addressable detector base FDB222



Function:

- Flat detector base for fire detectors with addressable signal processing
- 'Orange' connection terminals, 0.2...1.5 mm² conductor cross-section

Use:

- For flush mounting; only for recess-mounted cable entry

Base attachment FDB291



Function:

- For routing surface-mounted cables larger than Ø 6 mm
- Detector base is secured with a snap fastener

Base attachment humid FDB293



- For achieving a higher protection category
- For mounting in wet or humid environments
- Required when using detector heating unit FDBH291
- Required when using protective cage DBZ1194 or EMC-protective cage FDBZ294
- Mounted between detector base and ceiling
- Detector base mounted quickly: The detector base simply clicks into place in base attachment humid FDB293.

Base attachment wet FDB295



- Base attachment wet with additional integrated rubber seal for mounting in wet or humid environments
- For achieving a higher protection category
- For mounting in wet or humid environments
- Required when using detector heating unit FDBH291
- Required when using protective cage DBZ1194
- Mounted between detector base and ceiling
- Detector base mounted quickly: The detector base simply clicks into place in base attachment wet FDB295.

Sealing element FDBZ295



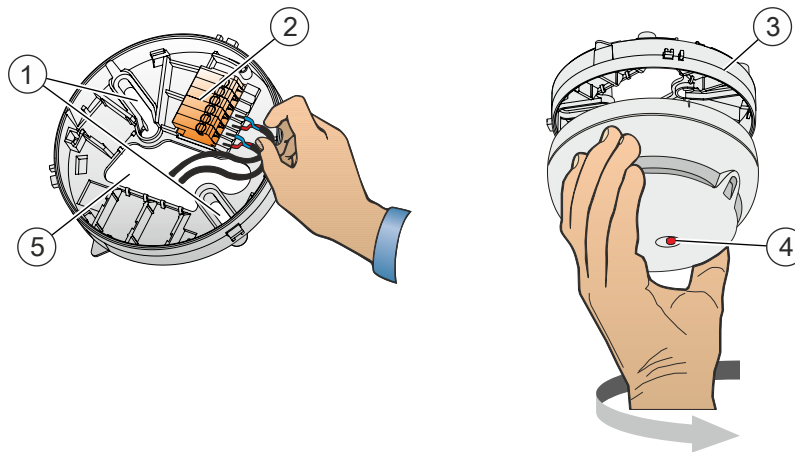
Function:

- For improving the protection category. However, detectors can no longer be installed or removed using the detector exchanger.

Note: Cannot be used in conjunction with designation plate FDBZ291!

Easy, time-saving, and completely reliable mounting

- Detector base FDB221 for surface-mounted and recess-mounted supply lines
- Detector base FDB222 for flush mounting, only for recess-mounted supply lines
- Extra-long mounting slits allow existing drill holes from other systems to be reused.
- A large opening in the detector base makes it easy to feed the cables through
- Screwless connection terminals (spring clip principle)
- Detector line can be connected without any tools. The wire can be inserted easily by hand.
- The detector can be mounted in the base easily by hand or using a detector exchanger
- The alarm indicator (AI) is centered in the detector, which means there is no need to align the detector



1 Mounting slit

2 Screwless connection terminals

3 Detector base

4 Alarm indicator

5 Opening for cable entry

You will find more information in document 007775.

Disposal



The device is considered an electronics device for disposal in terms of European Directive 2012/19/EU and may not be disposed of as domestic garbage.

- Dispose of the device through channels provided for this purpose.
- Comply with all local and currently applicable laws and regulations.
- Dispose of empty batteries in designated collection points.

Technical data

		FDOOT241-9	FDOOT241-A	FDO241	FDT241
Operating voltage (modulated)		DC 12...33 V			
Operating current (quiescent)		200...280 µA		180...230 µA	130...230 µA
External alarm indicators (EAI) which can be connected	Without sounder base	2			
	With sounder base	1			-
Communication protocol		FDnet or collective	FDnet		
System compatibility		FS20 ¹ , AlgoRex, SIGMASYS			
		CZ10, CS11, BC10, FC10, XC10, FC330A, FC700A, BMS, SM80/88D100	-		
Operating temperature		-25...+70°C	-30...+75°C	-30...+75°C	-25...+50°C / -25...+70°C / Depending on parameter settings
Storage temperature		-30...+75°C			
Air humidity		≤95 % rel.			
Color		~RAL 9010 pure white			
Protection category (IEC 60529)	With detector base FDB221/-AA, FDB222, FDB291	IP43			
	Base FDB221 and sealing element FDBZ295	IP44			
	Base attachment humid FDB293 or base attachment wet FDB295				
Standards		CEA 4021, EN 54-5		-	EN 54-5
		EN 54-17			
		EN 54-7			-
		-	EN 54-27	-	-

	FDOOT241-9	FDOOT241-A	FDO241	FDT241
Approvals:				
• VdS	G204007	G215052	G204017	G204019
• LPCB	126bh/01	-	126bf/02	126bj/02
• FM	3029351	-	3029351	3046115
• DNV GL (Marine)	45 246 - 16 HH	-	45 246 - 16 HH	45 249 - 16 HH
Permissible wind speed	1...20 m/s			-


¹ FS20 compatibility in FDnet is assured subject to in-country FS20 software support.


Dimensional drawing


With base FDB221 for surface-mounted cable entry	With base FDB222 for flush mounting


Document ID	Title
007004	Technical manual Automatic fire detectors FDOOT221, FDOOT241-A3, FDOOT241-A4, FDOOT241-A5, FDOOT241-8, FDOOT241-9, FDOOT241-A9, FDO241, FDO221, FDT241, FDT221
007775	Data Sheet Detector bases and accessories FDB22x, FDB20x, FDB241, FDB251, FDB281, FDB299
008164	Equipment overview Sinteso™ Detector system FD20
008331	List of compatibility (for 'Sinteso™' product line)
009409	Data sheet Colored detectors, bases and base attachment FDO., FDOOT..., FDT..., FDB...

Related documents such as environmental declarations, CE declarations, etc., can be downloaded at the following Internet address: <http://siemens.com/bt/download>

07  0786	FDOOT241-9	Siemens Switzerland Ltd, Gubelstrasse 22 CH-6301 Zug Technical data: see doc. 007004
FDOOT241-9 - Smoke/heat detector incl. short-circuit isolator for use in fire detection and fire alarm systems installed in buildings.		
305/2011/EU (CPR): EN 54-5 / EN 54-7 / EN 54-17; 2014/30/EU (EMC): EN 50130-4 / EN 61000-6-3 ; 2011/65/EU (RoHS): EN 50581		
The declared performance and conformity can be seen in the Declaration of Performance (DoP) and the EU Declaration of Conformity (DoC), which is obtainable via the Customer Support center: Tel. +49 89 9221-8000 or http://siemens.com/bt/download		
DoP No.: 0786-CPR-20007; DoC No.: CED-FDOOT241-9		

15  0786	FDOOT241-A	Siemens Switzerland Ltd, Gubelstrasse 22 CH-6301 Zug Technical data: see doc. 007004
FDOOT241-A - Smoke/heat detector for use in fire detection and fire alarm systems installed in buildings.		
305/2011/EU (CPR): EN 54-5 / EN 54-7 / EN 54-17; 2014/30/EU (EMC): EN 50130-4 / EN 61000-6-3 ; 2011/65/EU (RoHS): EN 50581		
The declared performance and conformity can be seen in the Declaration of Performance (DoP) and the EU Declaration of Conformity (DoC), which is obtainable via the Customer Support center: Tel. +49 89 9221-8000 or http://siemens.com/bt/download		
DoP No.: 0786-CPR-21451; DoC No.: CED-FDOOT241-A		

07  0786	FDO241	Siemens Switzerland Ltd; Gubelstrasse 22 CH-6301 Zug Technical data: see doc. 007004
FDO241 - Point type smoke detector incl. short-circuit isolator for use in fire detection and fire alarm systems installed in buildings.		
305/2011/EU (CPR): EN 54-7 / EN 54-17 ; 2014/30/EU (EMC): EN 50130-4 / EN 61000-6-3 ; 2011/65/EU (RoHS): EN 50581		
The declared performance and conformity can be seen in the Declaration of Performance (DoP) and the EU Declaration of Conformity (DoC), which is obtainable via the Customer Support Center: Tel. +49 89 9221-8000 or http://siemens.com/bt/download		
DoP No.: 0786-CPR-20002; DoC No.: CED-FDO241		

07  0786	FDT241	Siemens Switzerland Ltd; Gubelstrasse 22 CH-6301 Zug Technical data: see doc. 007004
FDT241 - Point type heat detector incl. short-circuit isolator for use in fire detection and fire alarm systems installed in buildings.		
305/2011/EU (CPR): EN 54-5 / EN 54-17 ; 2014/30/EU (EMC): EN 50130-4 / EN 61000-6-3 ; 2011/65/EU (RoHS): EN 50581		
The declared performance and conformity can be seen in the Declaration of Performance (DoP) and the EU Declaration of Conformity (DoC), which is obtainable via the Customer Support Center: Tel. +49 89 9221-8000 or http://siemens.com/bt/download		
DoP No.: 0786-CPR-20004; DoC No.: CED-FDT241		

Issued by
Siemens Switzerland Ltd
Building Technologies Division
International Headquarters
Gubelstrasse 22
CH-6301 Zug
Tel. +41 41-724 24 24
www.siemens.com/buildingtechnologies

© Siemens Switzerland Ltd, 2014
Technical specifications and availability subject to change without notice.