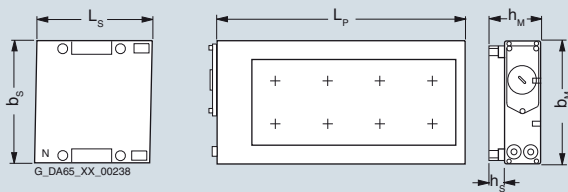
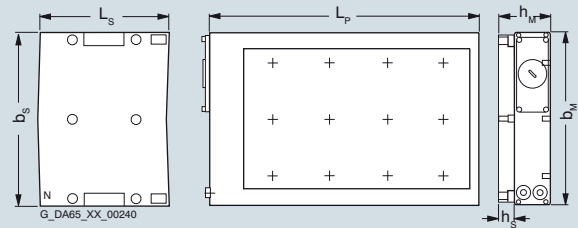
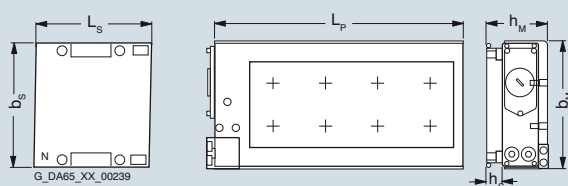


Dimensional drawings

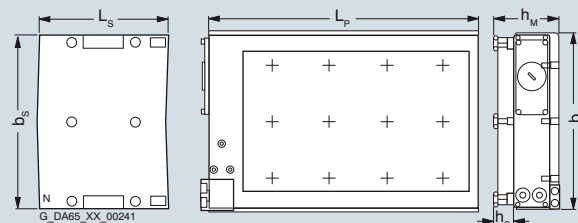
Primary section	Dimensions in mm (inches)					Secondary section	Dimensions in mm (inches)				
	without precision cooling		with precision cooling		Primary section length		without precision cooling		with precision cooling and cover		Secondary section length
Type	b_M	h_M	b_M	h_M		L_P	Type	b_S	h_S	b_S	
SIMOTICS L-1FN3 linear motors, version for peak load – Water cooling											
1FN3050-2W	67 (2.64)	48.5 (1.91)	76 (2.99)	63.4 (2.50)	255 (10.04)	1FN3050-4SA00-0AA0	58 (2.28)	11.8 (15.82) (0.46)	75 (2.95)	14.8 (0.58)	120 (4.72)
1FN3100-1W	96 (3.78)	48.5 (1.91)	–	–	150 (5.91)	1FN3100-4SA00-0AA0	88 (3.46)	11.8 (15.82) (0.46)	105 (4.13)	14.8 (0.58)	120 (4.72)
1FN3100-2W	–	–	105 (4.13)	63.4 (2.50)	255 (10.04)						
1FN3100-3W	–	–	–	–	360 (14.17)						
1FN3100-4W	–	–	–	–	465 (18.31)						
1FN3100-5W	–	–	–	–	570 (22.44)						
1FN3150-1W	126 (4.96)	50.5 (1.99)	–	–	150 (5.91)	1FN3150-4SA00-0AA0	118 (4.65)	13.8 (0.54)	135 (5.31)	16.8 (0.66)	120 (4.72)
1FN3150-2W	–	–	135 (5.31)	65.4 (2.57)	255 (10.04)						
1FN3150-3W	–	–	–	–	360 (14.17)						
1FN3150-4W	–	–	–	–	465 (18.31)						
1FN3150-5W	–	–	–	–	570 (22.44)						
1FN3300-1W	141 (5.55)	64.1 (2.52)	–	–	221 (8.70)	1FN3300-4SA00-0AA0	134 (5.28)	16.5 (0.65)	151 (5.94)	19.5 (0.77)	184 (7.24)
1FN3300-2W	–	–	150 (5.91)	79 (3.11)	382 (15.04)						
1FN3300-3W	–	–	–	–	543 (21.38)						
1FN3300-4W	–	–	–	–	704 (27.72)						
1FN3450-2W	188 (7.40)	66.1 (2.60)	197 (7.76)	81 (3.19)	382 (15.04)	1FN3450-4SA00-0AA0	180 (7.09)	18.5 (0.73)	197 (7.76)	21.5 (0.85)	184 (7.24)
1FN3450-3W	–	–	–	–	543 (21.38)						
1FN3450-4W	–	–	–	–	704 (27.72)						
1FN3600-2W	248 (9.76)	64.1 (2.52)	257 (10.12)	86 (3.39)	382 (15.04)	1FN3600-4SA00-0AA0	240 (9.45)	16.5 (0.65)	247 (9.72)	26.5 (1.04)	184 (7.24)
1FN3600-3W	–	–	–	–	543 (21.38)						
1FN3600-4W	–	–	–	–	704 (27.72)						
1FN3900-2W	342 (13.46)	66.1 (2.60)	351 (13.82)	88 (3.78)	382 (15.04)	1FN3900-4SA00-0AA0	334 (13.15)	18.5 (0.73)	341 (13.43)	28.5 (1.12)	184 (7.24)
1FN3900-3W	–	–	–	–	543 (21.38)						
1FN3900-4W	–	–	–	–	704 (27.72)						



1FN3050 to 1FN3450 without precision cooling

1FN3600 to 1FN3900 without precision cooling
Note: 4-row drill pattern with 1FN3900 for fixing the primary section

1FN3050 to 1FN3450 with precision cooling

1FN3600 to 1FN3900 with precision cooling
Note: 4-row drill pattern with 1FN3900 for fixing the primary section

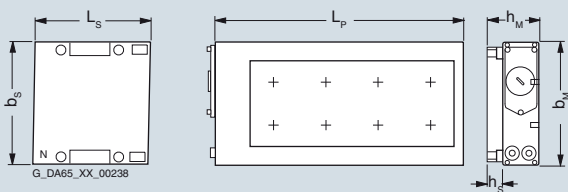
Dimensional drawings

Linear motors

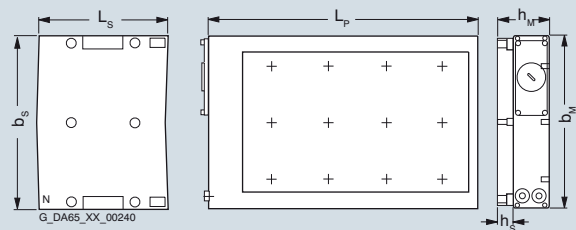
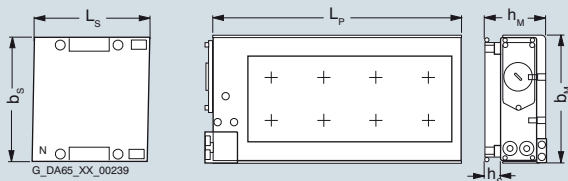
SIMOTICS L-1FN3 > Version for continuous load – Water cooling

Dimensional drawings

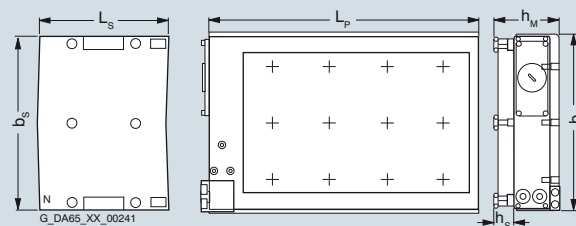
Primary section	Dimensions in mm (inches)					Primary section length	Secondary section	Dimensions in mm (inches)				
	without precision cooling		with precision cooling		L _P			without precision cooling		with precision cooling		Secondary section length
Type	b _M	h _M	b _M	h _M		L _P	Type	b _S	h _S	b _M	h _M	
SIMOTICS L-1FN3 linear motors, version for continuous load – Water cooling												
1FN3050-1ND	67 (2.64)	59.4 (2.34)	76 (2.99)	74.3 (2.93)	162 (6.38)	1FN3050-4SA00-0AA0	58 (2.28)	11.8 (0.46)	75 (2.95)	14.8 (0.58)	120 (4.72)	
1FN3050-2NB					267 (10.51)							
1FN3100-1NC	96 (3.78)	59.4 (2.34)	105 (4.13)	74.3 (2.93)	162 (6.38)	1FN3100-4SA00-0AA0	88 (3.46)	11.8 (0.46)	105 (4.13)	14.8 (0.58)	120 (4.72)	
1FN3100-2NC					267 (10.51)							
1FN3100-3NC					372 (14.65)							
1FN3100-4NC					477 (18.78)							
1FN3150-1NC	126 (4.96)	61.4 (2.42)	135 (5.31)	76.3 (3.00)	162 (6.38)	1FN3150-4SA00-0AA0	118 (4.65)	13.8 (0.54)	135 (5.31)	16.8 (0.66)	120 (4.72)	
1FN3150-2NB					267 (10.51)							
1FN3150-3NC					372 (14.65)							
1FN3150-4NB					477 (18.78)							
1FN3300-1NC	141 (5.55)	78 (3.07)	150 (5.91)	92.9 (3.66)	238 (9.37)	1FN3300-4SA00-0AA0	134 (5.28)	16.5 (0.65)	151 (5.94)	19.5 (0.77)	184 (7.24)	
1FN3300-2NC					399 (15.71)							
1FN3300-3NC					560 (22.05)							
1FN3300-4NB					721 (28.39)							
1FN3450-2NC	188 (7.40)	80 (3.15)	197 (7.76)	94.9 (3.74)	399 (15.71)	1FN3450-4SA00-0AA0	180 (7.09)	18.5 (0.73)	197 (7.76)	21.5 (0.85)	184 (7.24)	
1FN3450-3NC					560 (22.05)							
1FN3450-4NB					721 (28.39)							
1FN3600-2NB	248 (9.76)	78 (3.07)	257 (10.12)	99.9 (3.93)	399 (15.71)	1FN3600-4SA00-0AA0	240 (9.45)	16.5 (0.65)	247 (9.72)	26.5 (1.04)	184 (7.24)	
1FN3600-3NB					560 (22.05)							
1FN3600-4NB					721 (28.39)							
1FN3900-2NB	342 (13.46)	80 (3.15)	351 (13.82)	101.9 (4.01)	399 (15.71)	1FN3900-4SA00-0AA0	334 (13.15)	18.5 (0.73)	341 (13.43)	28.5 (1.12)	184 (7.24)	
1FN3900-3NB					560 (22.05)							
1FN3900-4NB					721 (28.39)							



1FN3050 to 1FN3450 without precision cooling

1FN3600 to 1FN3900 without precision cooling
Note: 4-row drill pattern with 1FN3900 for fixing the primary section

1FN3050 to 1FN3450 with precision cooling

1FN3600 to 1FN3900 with precision cooling
Note: 4-row drill pattern with 1FN3900 for fixing the primary section